

Facelift Evolve

LOUNGE / TANDEM

Effective: August 1, 2022

T R I N I T Y

Date:

Page:

Modification:

Description:


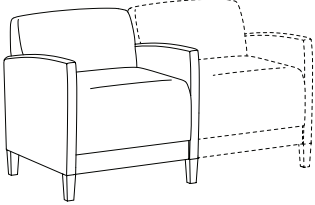


DESCRIPTION:

- Upholstery Frames: Steel, Plywood & Hardwood
- Seat: High Density Polyurethane Foam Over Strap Webbing
- Back: High Density Polyurethane Foam Over Sinuous Wire Springs
- Upholstered Covers: Attached w/ Velcro / Removable For Maintenance
- Exposed Wood Legs: Solid Hardwood / Removable For Maintenance
- Antimicrobial Moisture Barrier Fully Encapsulates All Foam Areas
- Leather Upholstery Not Available
- Lifetime Warranty

OPTIONS:

- EWAC Solid Wood Arm Caps (Set Of 2)\$219
- EUAC Black Urethane Arm Caps (Set Of 2).....\$231
- EPAC-2 Black Polyester Arm Caps (Set Of 2).....\$382
- ARL Brushed Aluminum Round Legs (Set Of 4).....\$353
- PM1 Power/Data Module (1-Power / 1-USB 2 Port Simplex Charger)\$836
- Feather Down & Polyester Pillows Available (See Page 5)
- Specify Exposed Wood Finish (See Page 6)
- Tablet Arm / Cup Holder Options (See Facelift Evolve Lounge/Tandem Options Pages)

NOTE: All Seating Configurations Are Viewed From Left To Right Facing. Please Attach A Layout Showing Seating Configuration w/ Your Order. Assembled Units Must Be Shipped In Configurations Of 3 Or Less.

LOUNGE / TANDEM		ITEM #:	SPECIFICATIONS GRADES LIST PRICES:												
	LOUNGE CHAIR / FULLY UPHOLSTERED		<i>Overall: 28"w 29"d 31.5"h</i>				<i>Arm: 24.5"h</i>				<i>COM: 4.5 yds.</i>				
			<i>Seat: 23.5"w 19"d 18.5"h</i>				<i>Weight: 85 lbs.</i>				<i>COL: n/a</i>				
			COM	COL	1	2	3	4	5	6	7	8	9	10	L1
	1841	1545	N/A	1694	1811	1928	2045	2162	2279	2395	2512	2629	2746	N/A	N/A
		<i>Tight Seat & Back / Removable Upholstery</i>													
	1841-R	219	N/A	427	537	647	756	866	976	1086	1196	1306	1416	N/A	N/A
		<i>Replacement Upholstery Covers</i>													
	LOUNGE CHAIR / FULLY UPHOLSTERED / ACCEPTS SEAT ON RIGHT		<i>Overall: 28"w 29"d 31.5"h</i>				<i>Arm: 24.5"h</i>				<i>COM: 4.5 yds.</i>				
			<i>Seat: 23.5"w 19"d 18.5"h</i>				<i>Weight: 85 lbs.</i>				<i>COL: n/a</i>				
			COM	COL	1	2	3	4	5	6	7	8	9	10	L1
	1841-C	1545	N/A	1694	1811	1928	2045	2162	2279	2395	2512	2629	2746	N/A	N/A
		<i>Tight Seat & Back / Removable Upholstery</i>													
	1841-R	219	N/A	427	537	647	756	866	976	1086	1196	1306	1416	N/A	N/A
		<i>Replacement Upholstery Covers</i>													
	BIATRIC ARM CHAIR / FULLY UPHOLSTERED		<i>Overall: 34"w 29"d 31.5"h</i>				<i>Arm: 24.5"h</i>				<i>COM: 5 yds.</i>				
			<i>Seat: 29.5"w 19"d 18.5"h</i>				<i>Weight: 100 lbs.</i>				<i>COL: n/a</i>				
			COM	COL	1	2	3	4	5	6	7	8	9	10	L1
	1841-X	1876	N/A	2035	2166	2296	2427	2558	2688	2819	2949	3080	3210	N/A	N/A
		<i>Tight Seat & Back / Removable Upholstery / 1000 lb. Weight Capacity</i>													
	1841-XR	224	N/A	460	583	707	831	954	1078	1202	1326	1449	1573	N/A	N/A
		<i>Replacement Upholstery Covers</i>													
	BIATRIC ARM CHAIR / FULLY UPHOLSTERED / ACCEPTS SEAT ON RIGHT		<i>Overall: 34"w 29"d 31.5"h</i>				<i>Arm: 24.5"h</i>				<i>COM: 5 yds.</i>				
			<i>Seat: 29.5"w 19"d 18.5"h</i>				<i>Weight: 100 lbs.</i>				<i>COL: n/a</i>				
			COM	COL	1	2	3	4	5	6	7	8	9	10	L1
	1841-XC	1876	N/A	2035	2166	2296	2427	2558	2688	2819	2949	3080	3210	N/A	N/A
		<i>Tight Seat & Back / Removable Upholstery / 1000 lb. Weight Capacity</i>													
	1841-XR	224	N/A	460	583	707	831	954	1078	1202	1326	1449	1573	N/A	N/A
		<i>Replacement Upholstery Covers</i>													





DESCRIPTION:

- Upholstery Frames: Steel, Plywood & Hardwood
- Seat: High Density Polyurethane Foam Over Strap Webbing
- Back: High Density Polyurethane Foam Over Sinuous Wire Springs
- Upholstered Covers: Attached w/ Velcro / Removable For Maintenance
- Exposed Wood Legs: Solid Hardwood / Removable For Maintenance
- Antimicrobial Moisture Barrier Fully Encapsulates All Foam Areas
- Leather Upholstery Not Available
- Lifetime Warranty

OPTIONS:

- EWAC Solid Wood Arm Caps (Set Of 2)\$219
- EUAC Black Urethane Arm Caps (Set Of 2).....\$231
- EPAC-2 Black Polyester Arm Caps (Set Of 2).....\$382
- ARL Brushed Aluminum Round Legs (Set Of 4).....\$353
- PM1 Power/Data Module (1-Power / 1-USB 2 Port Simplex Charger)\$836
- Feather Down & Polyester Pillows Available (See Page 5)
- Specify Exposed Wood Finish (See Page 6)
- Tablet Arm / Cup Holder Options (See Facelift Evolve Lounge/Tandem Options Pages)

NOTE: All Seating Configurations Are Viewed From Left To Right Facing. Please Attach A Layout Showing Seating Configuration w/ Your Order. Assembled Units Must Be Shipped In Configurations Of 3 Or Less.

LOUNGE / TANDEM		ITEM #:	SPECIFICATIONS GRADES LIST PRICES:												
	TWO PLACE SOFA / FULLY UPHOLSTERED		<i>Overall: 52"w 29"d 31.5"h</i>				<i>Arm: 24.5"h</i>				<i>COM: 6.75 yds.</i>				
			<i>Seat: 47.5"w 19"d 18.5"h</i>				<i>Weight: 135 lbs.</i>				<i>COL: n/a</i>				
			COM	COL	1	2	3	4	5	6	7	8	9	10	L1
	1842	2411	N/A	2637	2815	2994	3173	3351	3530	3709	3887	4066	4245	N/A	N/A
		<i>Tight Seat & Back / Removable Upholstery</i>													
	1842-R	324	N/A	664	843	1021	1200	1379	1557	1736	1915	2093	2272	N/A	N/A
		<i>Replacement Upholstery Covers</i>													
	THREE PLACE SOFA / FULLY UPHOLSTERED		<i>Overall: 76"w 29"d 31.5"h</i>				<i>Arm: 24.5"h</i>				<i>COM: 8.5 yds.</i>				
			<i>Seat: 71.5"w 19"d 18.5"h</i>				<i>Weight: 180 lbs.</i>				<i>COL: n/a</i>				
			COM	COL	1	2	3	4	5	6	7	8	9	10	L1
	1843	3276	N/A	3551	3778	4004	4231	4458	4685	4912	5138	5365	5592	N/A	N/A
		<i>Tight Seat & Back / Removable Upholstery</i>													
	1843-R	418	N/A	863	1096	1330	1564	1797	2031	2265	2498	2732	2966	N/A	N/A
		<i>Replacement Upholstery Covers</i>													
	FULLY UPHOLSTERED / ADD-A-SEAT		<i>Overall: 26"w 29"d 31.5"h</i>				<i>Arm: 24.5"h</i>				<i>COM: 4.25 yds.</i>				
			<i>Seat: 23.5"w 19"d 18.5"h</i>				<i>Weight: 65 lbs.</i>				<i>COL: n/a</i>				
			COM	COL	1	2	3	4	5	6	7	8	9	10	L1
	1844	1262	N/A	1399	1502	1605	1708	1811	1915	2018	2121	2224	2327	N/A	N/A
		<i>Tight Seat & Back / Removable Upholstery</i>													
	1844-R	180	N/A	349	438	527	617	706	795	885	974	1063	1153	N/A	N/A
		<i>Replacement Upholstery Covers</i>													
	LOUNGE CHAIR / FULLY UPHOLSTERED / ADD-A-SEAT / ACCEPTS SEAT ON RIGHT		<i>Overall: 26"w 29"d 31.5"h</i>				<i>Arm: 24.5"h</i>				<i>COM: 4.25 yds.</i>				
			<i>Seat: 23.5"w 19"d 18.5"h</i>				<i>Weight: 65 lbs.</i>				<i>COL: n/a</i>				
			COM	COL	1	2	3	4	5	6	7	8	9	10	L1
	1844-C	1262	N/A	1399	1502	1605	1708	1811	1915	2018	2121	2224	2327	N/A	N/A
		<i>Tight Seat & Back / Removable Upholstery</i>													
	1844-CR	180	N/A	349	438	527	617	706	795	885	974	1063	1153	N/A	N/A
		<i>Replacement Upholstery Covers</i>													


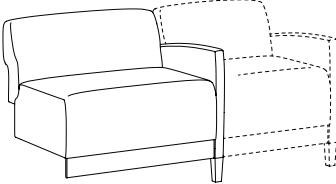
DESCRIPTION:

- Upholstery Frames: Steel, Plywood & Hardwood
- Seat: High Density Polyurethane Foam Over Strap Webbing
- Back: High Density Polyurethane Foam Over Sinuous Wire Springs
- Upholstered Covers: Attached w/ Velcro / Removable For Maintenance
- Exposed Wood Arms: Solid Hardwood / Removable For Maintenance
- Antimicrobial Moisture Barrier Fully Encapsulates All Foam Areas
- Leather Upholstery Not Available
- Lifetime Warranty

OPTIONS:

- EWAC Solid Wood Arm Caps (Set Of 2)\$219
- EUAC Black Urethane Arm Caps (Set Of 2).....\$231
- EPAC-2 Black Polyester Arm Caps (Set Of 2).....\$382
- ARL Brushed Aluminum Round Legs (Set Of 4).....\$353
- PM1 Power/Data Module (1-Power / 1-USB 2 Port Simplex Charger)\$836
- Feather Down & Polyester Pillows Available (See Page 5)
- Specify Exposed Wood Finish (See Page 6)
- Tablet Arm / Cup Holder Options (See Facelift Evolve Lounge/Tandem Options Pages)

NOTE: All Seating Configurations Are Viewed From Left To Right Facing. Please Attach A Layout Showing Seating Configuration w/ Your Order. Assembled Units Must Be Shipped In Configurations Of 3 Or Less.

LOUNGE / TANDEM		ITEM #:	SPECIFICATIONS GRADES LIST PRICES:													
BARIATRIC ADD-A-SEAT / FULLY UPHOLSTERED 		1844-X 1844-XR	Overall: 32"w 29"d 31.5"h			Arm: 24.5"h			COM: 4.5 yds.							
			Seat: 29.5"w 19"d 18.5"h			Weight: 80 lbs.			COL: n/a							
			COM	COL	1	2	3	4	5	6	7	8	9	10	L1	L2
			1573	N/A	1693	1796	1900	2003	2106	2209	2312	2415	2518	2621	N/A	N/A
			<i>Tight Seat & Back / Removable Upholstery / 1000 lb. Weight Capacity</i>													
			186	N/A	382	485	588	691	794	897	1000	1103	1206	1309	N/A	N/A
			<i>Replacement Upholstery Covers</i>													
BARIATRIC ADD-A-SEAT / FULLY UPHOLSTERED / ACCEPTS SEAT ON RIGHT 		1844-XC 1844-XR	Overall: 32"w 29"d 31.5"h			Arm: 24.5"h			COM: 4.5 yds.							
			Seat: 29.5"w 19"d 18.5"h			Weight: 80 lbs.			COL: n/a							
			COM	COL	1	2	3	4	5	6	7	8	9	10	L1	L2
			1573	N/A	1693	1796	1900	2003	2106	2209	2312	2415	2518	2621	N/A	N/A
			<i>Tight Seat & Back / Removable Upholstery / 1000 lb. Weight Capacity</i>													
			186	N/A	382	485	588	691	794	897	1000	1103	1206	1309	N/A	N/A
			<i>Replacement Upholstery Covers</i>													

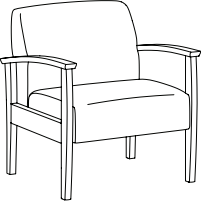
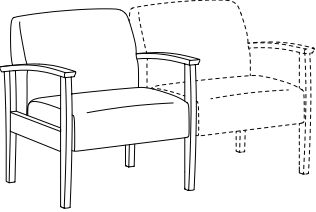

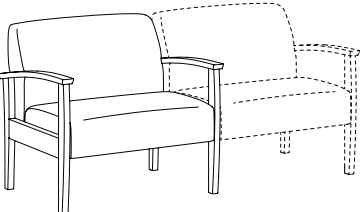
DESCRIPTION:

- Upholstery Frames: Steel, Plywood & Hardwood
- Seat: High Density Polyurethane Foam Over Strap Webbing
- Back: High Density Polyurethane Foam Over Sinuous Wire Springs
- Upholstered Covers: Attached w/ Velcro / Removable For Maintenance
- Exposed Wood Arms: Solid Hardwood / Removable For Maintenance
- Antimicrobial Moisture Barrier Fully Encapsulates All Foam Areas
- Leather Upholstery Not Available
- Lifetime Warranty

OPTIONS:

- Feather Down & Polyester Pillows Available (See Page 5)
- Specify Exposed Wood Finish (See Page 6)
- Closed Arm Panels (See Item #'s 1861-PL / 1861-PR / 1861-PC)

NOTE: All Seating Configurations Are Viewed From Left To Right Facing. Please Attach A Layout Showing Seating Configuration w/ Your Order. Assembled Units Must Be Shipped In Configurations Of 3 Or Less.

OPEN ARM LOUNGE / TANDEM		ITEM #:	SPECIFICATIONS GRADES LIST PRICES:													
LOUNGE CHAIR / OPEN WOOD ARMS			Overall: 28.5"w 29.5"d 32"h			Arm: 24.5"h			COM: 2.5 yds.							
			Seat: 24"w 19.5"d 18.5"h			Weight: 65 lbs.			COL: n/a							
			COM	COL	1	2	3	4	5	6	7	8	9	10	L1	L2
	1861		1500	N/A	1542	1604	1666	1727	1789	1851	1913	1975	2037	2099	N/A	N/A
			<i>Tight Seat & Back / Removable Upholstery</i>													
	1861-R		165	N/A	280	342	403	465	527	589	651	713	774	836	N/A	N/A
			<i>Replacement Upholstery Covers</i>													
LOUNGE CHAIR / OPEN WOOD ARMS / ACCEPTS SEAT ON RIGHT			Overall: 28.5"w 29.5"d 32"h			Arm: 24.5"h			COM: 2.5 yds.							
			Seat: 24"w 19.5"d 18.5"h			Weight: 65 lbs.			COL: n/a							
			COM	COL	1	2	3	4	5	6	7	8	9	10	L1	L2
	1861-C		1500	N/A	1542	1604	1666	1727	1789	1851	1913	1975	2037	2099	N/A	N/A
			<i>Tight Seat & Back / Removable Upholstery</i>													
	1861-R		165	N/A	280	342	403	465	527	589	651	713	774	836	N/A	N/A
			<i>Replacement Upholstery Covers</i>													
BARIATRIC LOUNGE CHAIR / OPEN WOOD ARMS			Overall: 34.5"w 29.5"d 32"h			Arm: 24.5"h			COM: 3 yds.							
			Seat: 30"w 19.5"d 18.5"h			Weight: 80 lbs.			COL: n/a							
			COM	COL	1	2	3	4	5	6	7	8	9	10	L1	L2
	1861-X		1808	N/A	1861	1936	2012	2088	2163	2239	2314	2390	2466	2541	N/A	N/A
			<i>Tight Seat & Back / Removable Upholstery / 750 lb. Weight Capacity</i>													
	1861-XR		171	N/A	313	388	464	539	615	691	766	842	917	993	N/A	N/A
			<i>Replacement Upholstery Covers</i>													
BARIATRIC LOUNGE CHAIR / OPEN WOOD ARMS / ACCEPTS SEAT ON RIGHT			Overall: 34.5"w 29.5"d 32"h			Arm: 24.5"h			COM: 3 yds.							
			Seat: 30"w 19.5"d 18.5"h			Weight: 80 lbs.			COL: n/a							
			COM	COL	1	2	3	4	5	6	7	8	9	10	L1	L2
	1861-XC		1808	N/A	1861	1936	2012	2088	2163	2239	2314	2390	2466	2541	N/A	N/A
			<i>Tight Seat & Back / Removable Upholstery / 750 lb. Weight Capacity</i>													
	1861-XR		171	N/A	313	388	464	539	615	691	766	842	917	993	N/A	N/A
			<i>Replacement Upholstery Covers</i>													

DESCRIPTION:

- Upholstery Frames: Steel, Plywood & Hardwood
- Seat: High Density Polyurethane Foam Over Strap Webbing
- Back: High Density Polyurethane Foam Over Sinuous Wire Springs
- Upholstered Covers: Attached w/ Velcro / Removable For Maintenance
- Exposed Wood Arms: Solid Hardwood / Removable For Maintenance
- Antimicrobial Moisture Barrier Fully Encapsulates All Foam Areas
- Leather Upholstery Not Available
- Lifetime Warranty

OPTIONS:

- Feather Down & Polyester Pillows Available (See Page 5)
- Specify Exposed Wood Finish (See Page 6)
- Closed Arm Panels (See Item #'s 1861-PL / 1861-PR / 1861-PC)


NOTE: All Seating Configurations Are Viewed From Left To Right Facing. Please Attach A Layout Showing Seating Configuration w/ Your Order. Assembled Units Must Be Shipped In Configurations Of 3 Or Less.

OPEN ARM LOUNGE / TANDEM

ITEM #:

SPECIFICATIONS | GRADES | LIST PRICES:


TWO PLACE SOFA / OPEN WOOD ARMS



Overall: 52.5"w 29.5"d 32"h **Arm:** 24.5"h **COM:** 4.75 yds.
Seat: 48"w 19.5"d 18.5"h **Weight:** 140 lbs. **COL:** n/a

COM	COL	1	2	3	4	5	6	7	8	9	10	L1	L2
1862	N/A	2460	2584	2707	2831	2955	3078	3202	3326	3450	3573	N/A	N/A
<i>Tight Seat & Back / Removable Upholstery</i>													
1862-R	N/A	489	613	737	860	984	1108	1232	1355	1479	1603	N/A	N/A
<i>Replacement Upholstery Covers</i>													


THREE PLACE SOFA / OPEN WOOD ARMS



Overall: 76.5"w 29.5"d 32"h **Arm:** 24.5"h **COM:** 7 yds.
Seat: 72"w 19.5"d 18.5"h **Weight:** 180 lbs. **COL:** n/a

COM	COL	1	2	3	4	5	6	7	8	9	10	L1	L2
1863	N/A	3122	3308	3493	3679	3864	4050	4235	4421	4607	4792	N/A	N/A
<i>Tight Seat & Back / Removable Upholstery</i>													
1863-R	N/A	685	871	1056	1242	1427	1613	1798	1984	2169	2355	N/A	N/A
<i>Replacement Upholstery Covers</i>													

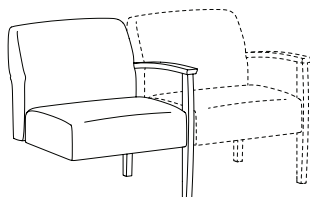
ADD-A-SEAT / OPEN WOOD ARMS



Overall: 26.5"w 29.5"d 32"h **Arm:** 24.5"h **COM:** 2.5 yds.
Seat: 24"w 19.5"d 18.5"h **Weight:** 60 lbs. **COL:** n/a

COM	COL	1	2	3	4	5	6	7	8	9	10	L1	L2
1864	N/A	1259	1321	1383	1445	1507	1568	1630	1692	1754	1816	N/A	N/A
<i>Tight Seat & Back / Removable Upholstery</i>													
1864-R	N/A	280	342	403	465	527	589	651	713	774	836	N/A	N/A
<i>Replacement Upholstery Covers</i>													

ADD-A-SEAT / OPEN WOOD ARMS / ACCEPTS SEAT ON RIGHT



Overall: 26.5"w 29.5"d 32"h **Arm:** 24.5"h **COM:** 2.5 yds.
Seat: 24"w 19.5"d 18.5"h **Weight:** 60 lbs. **COL:** n/a

COM	COL	1	2	3	4	5	6	7	8	9	10	L1	L2
1864-C	N/A	1259	1321	1383	1445	1507	1568	1630	1692	1754	1816	N/A	N/A
<i>Tight Seat & Back / Removable Upholstery</i>													
1864-R	N/A	280	342	403	465	527	589	651	713	774	836	N/A	N/A
<i>Replacement Upholstery Covers</i>													


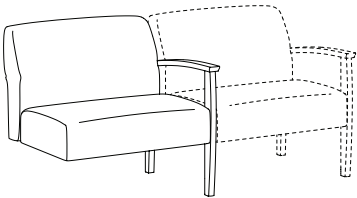
DESCRIPTION:

- Upholstery Frames: Steel, Plywood & Hardwood
- Seat: High Density Polyurethane Foam Over Strap Webbing
- Back: High Density Polyurethane Foam Over Sinuous Wire Springs
- Upholstered Covers: Attached w/ Velcro / Removable For Maintenance
- Exposed Wood Arms: Solid Hardwood / Removable For Maintenance
- Antimicrobial Moisture Barrier Fully Encapsulates All Foam Areas
- Leather Upholstery Not Available
- Lifetime Warranty

OPTIONS:

- Feather Down & Polyester Pillows Available (See Page 5)
- Specify Exposed Wood Finish (See Page 6)
- Closed Arm Panels (See Item #'s 1861-PL / 1861-PR / 1861-PC)

NOTE: All Seating Configurations Are Viewed From Left To Right Facing. Please Attach A Layout Showing Seating Configuration w/ Your Order. Assembled Units Must Be Shipped In Configurations Of 3 Or Less.

OPEN ARM LOUNGE / TANDEM		ITEM #:	SPECIFICATIONS GRADES LIST PRICES:													
		1864-X	Overall: 32.5"w 29.5"d 32"h		Arm: 24.5"h			COM: 3 yds.								
			Seat: 30"w 19.5"d 18.5"h		Weight: 75 lbs.			COL: n/a								
			COM	COL	1	2	3	4	5	6	7	8	9	10	L1	L2
BARIATRIC ADD-A-SEAT / OPEN WOOD ARMS			1521	N/A	1589	1665	1740	1816	1891	1967	2043	2118	2194	2269	N/A	N/A
<i>Tight Seat & Back / Removable Upholstery / 750 lb. Weight Capacity</i>																
		1864-XR	171	N/A	313	388	464	539	615	691	766	842	917	993	N/A	N/A
<i>Replacement Upholstery Covers</i>																
		1864-XC	Overall: 32.5"w 29.5"d 32"h		Arm: 24.5"h			COM: 3 yds.								
			Seat: 30"w 19.5"d 18.5"h		Weight: 75 lbs.			COL: n/a								
			COM	COL	1	2	3	4	5	6	7	8	9	10	L1	L2
BARIATRIC ADD-A-SEAT / OPEN WOOD ARMS / ACCEPTS SEAT ON RIGHT			1521	N/A	1589	1665	1740	1816	1891	1967	2043	2118	2194	2269	N/A	N/A
<i>Tight Seat & Back / Removable Upholstery / 750 lb. Weight Capacity</i>																
		1864-XR	171	N/A	313	388	464	539	615	691	766	842	917	993	N/A	N/A
<i>Replacement Upholstery Covers</i>																

DESCRIPTION:

- Upholstery Frames: Steel, Plywood & Hardwood
- Seat: High Density Polyurethane Foam Over Strap Webbing
- Back: High Density Polyurethane Foam Over Sinuous Wire Springs
- Upholstered Covers: Attached w/ Velcro / Removable For Maintenance
- Exposed Wood Arms: Solid Hardwood / Removable For Maintenance
- Antimicrobial Moisture Barrier Fully Encapsulates All Foam Areas
- Leather Upholstery Not Available
- Lifetime Warranty

OPTIONS:

- EPAC-2 Black Polyester Arm Caps (Set Of 2).....\$382
- Feather Down & Polyester Pillows Available (See Page 5)
Specify Exposed Wood Finish (See Page 6)
Closed Arm Panels (See Item #'s 1861-PL / 1861-PR / 1861-PC)

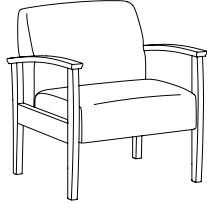
NOTE: All Seating Configurations Are Viewed From Left To Right Facing. Please Attach A Layout Showing Seating Configuration w/ Your Order. Assembled Units Must Be Shipped In Configurations Of 3 Or Less.

OPEN ARM LOUNGE / TANDEM

ITEM #:

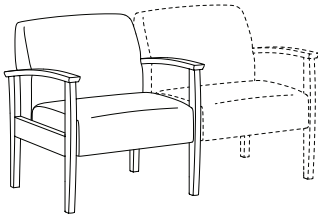
SPECIFICATIONS | GRADES | LIST PRICES:

LOUNGE CHAIR / OPEN URETHANE ARMS



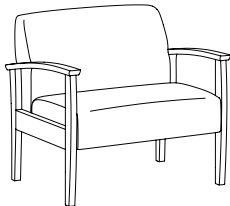
		Overall: 28.5"w 29.5"d 32"h		Arm: 24.5"h		COM: 2.5 yds.							
		Seat: 24"w 19.5"d 18.5"h		Weight: 65 lbs.		COL: n/a							
COM	COL	1	2	3	4	5	6	7	8	9	10	L1	L2
1871	N/A	1580	1642	1704	1766	1828	1890	1951	2013	2075	2137	N/A	N/A
<i>Tight Seat & Back / Removable Upholstery</i>													
1871-R	N/A	280	342	403	465	527	589	651	713	774	836	N/A	N/A
<i>Replacement Upholstery Covers</i>													

LOUNGE CHAIR / OPEN URETHANE ARMS / ACCEPTS SEAT ON RIGHT



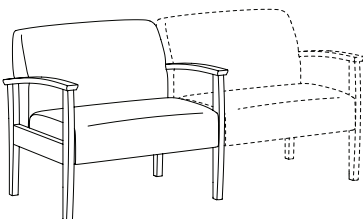
		Overall: 28.5"w 29.5"d 32"h		Arm: 24.5"h		COM: 2.5 yds.							
		Seat: 24"w 19.5"d 18.5"h		Weight: 65 lbs.		COL: n/a							
COM	COL	1	2	3	4	5	6	7	8	9	10	L1	L2
1871-C	N/A	1580	1642	1704	1766	1828	1890	1951	2013	2075	2137	N/A	N/A
<i>Tight Seat & Back / Removable Upholstery</i>													
1871-R	N/A	280	342	403	465	527	589	651	713	774	836	N/A	N/A
<i>Replacement Upholstery Covers</i>													

BIATRIC LOUNGE CHAIR / OPEN URETHANE ARMS



		Overall: 34.5"w 29.5"d 32"h		Arm: 24.5"h		COM: 3 yds.							
		Seat: 30"w 19.5"d 18.5"h		Weight: 80 lbs.		COL: n/a							
COM	COL	1	2	3	4	5	6	7	8	9	10	L1	L2
1871-X	N/A	1905	1980	2056	2132	2207	2283	2358	2434	2509	2585	N/A	N/A
<i>Tight Seat & Back / Removable Upholstery / 750 lb. Weight Capacity</i>													
1871-XR	N/A	313	388	464	539	615	691	766	842	917	993	N/A	N/A
<i>Replacement Upholstery Covers</i>													

BIATRIC LOUNGE CHAIR / OPEN URETHANE ARMS / ACCEPTS SEAT ON RIGHT



		Overall: 34.5"w 29.5"d 32"h		Arm: 24.5"h		COM: 3 yds.							
		Seat: 30"w 19.5"d 18.5"h		Weight: 80 lbs.		COL: n/a							
COM	COL	1	2	3	4	5	6	7	8	9	10	L1	L2
1871-XC	N/A	1905	1980	2056	2132	2207	2283	2358	2434	2509	2585	N/A	N/A
<i>Tight Seat & Back / Removable Upholstery / 750 lb. Weight Capacity</i>													
1871-XR	N/A	313	388	464	539	615	691	766	842	917	993	N/A	N/A
<i>Replacement Upholstery Covers</i>													




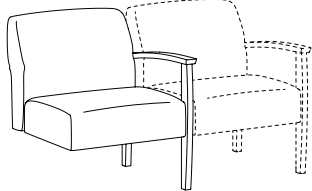
DESCRIPTION:

- Upholstery Frames: Steel, Plywood & Hardwood
- Seat: High Density Polyurethane Foam Over Strap Webbing
- Back: High Density Polyurethane Foam Over Sinuous Wire Springs
- Upholstered Covers: Attached w/ Velcro / Removable For Maintenance
- Exposed Wood Arms: Solid Hardwood / Removable For Maintenance
- Antimicrobial Moisture Barrier Fully Encapsulates All Foam Areas
- Leather Upholstery Not Available
- Lifetime Warranty

OPTIONS:

- EPAC-2 Black Polyester Arm Caps (Set Of 2).....\$382
- Feather Down & Polyester Pillows Available (See Page 5)
- Specify Exposed Wood Finish (See Page 6)
- Closed Arm Panels (See Item #'s 1861-PL / 1861-PR / 1861-PC)

NOTE: All Seating Configurations Are Viewed From Left To Right Facing. Please Attach A Layout Showing Seating Configuration w/ Your Order. Assembled Units Must Be Shipped In Configurations Of 3 Or Less.

OPEN ARM LOUNGE / TANDEM		ITEM #:	SPECIFICATIONS GRADES LIST PRICES:												
			Overall: 52.5"w 29.5"d 32"h			Arm: 24.5"h			COM: 4.75 yds.						
			Seat: 48"w 19.5"d 18.5"h			Weight: 140 lbs.			COL: n/a						
			COM	COL	1	2	3	4	5	6	7	8	9	10	L1
	1872	2381	N/A	2498	2622	2746	2869	2993	3117	3241	3364	3488	3612	N/A	N/A
		<i>Tight Seat & Back / Removable Upholstery</i>													
	1872-R	256	N/A	489	613	737	860	984	1108	1232	1355	1479	1603	N/A	N/A
		<i>Replacement Upholstery Covers</i>													
			Overall: 76.5"w 29.5"d 32"h			Arm: 24.5"h			COM: 7 yds.						
			Seat: 72"w 19.5"d 18.5"h			Weight: 180 lbs.			COL: n/a						
			COM	COL	1	2	3	4	5	6	7	8	9	10	L1
	1873	2956	N/A	3166	3352	3537	3723	3908	4094	4279	4465	4651	4836	N/A	N/A
		<i>Tight Seat & Back / Removable Upholstery</i>													
	1873-R	332	N/A	685	871	1056	1242	1427	1613	1798	1984	2169	2355	N/A	N/A
		<i>Replacement Upholstery Covers</i>													
			Overall: 26.5"w 29.5"d 32"h			Arm: 24.5"h			COM: 2.5 yds.						
			Seat: 24"w 19.5"d 18.5"h			Weight: 60 lbs.			COL: n/a						
			COM	COL	1	2	3	4	5	6	7	8	9	10	L1
	1874	1224	N/A	1281	1343	1405	1467	1529	1590	1652	1714	1776	1838	N/A	N/A
		<i>Tight Seat & Back / Removable Upholstery</i>													
	1874-R	165	N/A	280	342	403	465	527	589	651	713	774	836	N/A	N/A
		<i>Replacement Upholstery Covers</i>													
			Overall: 26.5"w 29.5"d 32"h			Arm: 24.5"h			COM: 2.5 yds.						
			Seat: 24"w 19.5"d 18.5"h			Weight: 60 lbs.			COL: n/a						
			COM	COL	1	2	3	4	5	6	7	8	9	10	L1
	1874-C	1224	N/A	1281	1343	1405	1467	1529	1590	1652	1714	1776	1838	N/A	N/A
		<i>Tight Seat & Back / Removable Upholstery</i>													
	1874-R	165	N/A	280	342	403	465	527	589	651	713	774	836	N/A	N/A
		<i>Replacement Upholstery Covers</i>													

DESCRIPTION:

- Upholstery Frames: Steel, Plywood & Hardwood
- Seat: High Density Polyurethane Foam Over Strap Webbing
- Back: High Density Polyurethane Foam Over Sinuous Wire Springs
- Upholstered Covers: Attached w/ Velcro / Removable For Maintenance
- Exposed Wood Arms: Solid Hardwood / Removable For Maintenance
- Antimicrobial Moisture Barrier Fully Encapsulates All Foam Areas
- Leather Upholstery Not Available
- Lifetime Warranty

OPTIONS:

- EPAC-2 Black Polyester Arm Caps (Set Of 2).....\$382
- Feather Down & Polyester Pillows Available (See Page 5)
 Specify Exposed Wood Finish (See Page 6)
 Closed Arm Panels (See Item #'s 1861-PL / 1861-PR / 1861-PC Below)


NOTE: All Seating Configurations Are Viewed From Left To Right Facing. Please Attach A Layout Showing Seating Configuration w/ Your Order. Assembled Units Must Be Shipped In Configurations Of 3 Or Less.

OPEN ARM LOUNGE / TANDEM

ITEM #:

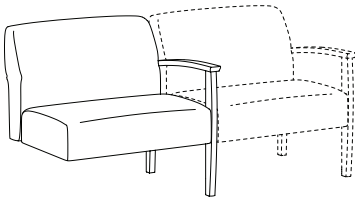
SPECIFICATIONS | GRADES | LIST PRICES:

BARIATRIC ADD-A-SEAT / OPEN URETHANE ARMS




Overall: 32.5"w 29.5"d 32"h		Arm: 24.5"h		COM: 3 yds.									
Seat: 30"w 19.5"d 18.5"h		Weight: 75 lbs.		COL: n/a									
COM	COL	1	2	3	4	5	6	7	8	9	10	L1	L2
1874-X	N/A	1606	1681	1757	1832	1908	1984	2059	2135	2210	2286	N/A	N/A
<i>Tight Seat & Back / Removable Upholstery / 750 lb. Weight Capacity</i>													
1874-XR	N/A	313	388	464	539	615	691	766	842	917	993	N/A	N/A
<i>Replacement Upholstery Covers</i>													

BARIATRIC ADD-A-SEAT / OPEN URETHANE ARMS / ACCEPTS SEAT ON RIGHT











Overall: 32.5"w 29.5"d 32"h		Arm: 24.5"h		COM: 3 yds.									
Seat: 30"w 19.5"d 18.5"h		Weight: 75 lbs.		COL: n/a									
COM	COL	1	2	3	4	5	6	7	8	9	10	L1	L2
1874-XC	N/A	1606	1681	1757	1832	1908	1984	2059	2135	2210	2286	N/A	N/A
<i>Tight Seat & Back / Removable Upholstery / 750 lb. Weight Capacity</i>													
1874-XR	N/A	313	388	464	539	615	691	766	842	917	993	N/A	N/A
<i>Replacement Upholstery Covers</i>													

CLOSED ARM PANELS



COM: .75 yds.		Weight: 10 lbs.											
COM	COL	1	2	3	4	5	6	7	8	9	10	L1	L2
1861-PL	N/A	210	240	272	301	332	363	393	424	455	485	N/A	N/A
<i>Left Facing Outside Arm Panel Set</i>													
1861-PR	N/A	210	240	272	301	332	363	393	424	455	485	N/A	N/A
<i>Right Facing Outside Arm Panel Set</i>													
1861-PC	N/A	210	240	272	301	332	363	393	424	455	485	N/A	N/A
<i>Center Arm Panel Set</i>													

ARM CAPS / TABLETS	OPTION #:	SPECIFICATIONS LIST PRICES AVAILABILITY:
<p>SOLID WOOD ARM CAPS</p> 	<p>EWAC</p>	<p>Overall: 2.75"w 29"d 1.125"h</p> <hr/> <p>\$219 (Set Of 2) SOLID WOOD <i>(Specify Finish)</i></p> <p>Available: <i>Facelift Evolve Fully Upholstered Lounge & Tandem</i></p>
<p>URETHANE / POLYESTER ARM CAPS</p> 	<p>EUAC</p> <p>EPAC-2</p>	<p>Overall: 2.75"w 29"d 1.125"h</p> <hr/> <p>\$231 (Set Of 2) URETHANE <i>(1841-1844 Black Urethane)</i></p> <p>\$382 (Set Of 2) POLYESTER <i>(1841-1844 / 1871-1874)</i></p> <p><i>Black Polyester Arm Cap (Additional Colors Available)</i></p> <p>Available: <i>Facelift Evolve Fully Upholstered Lounge & Tandem</i></p>
<p>TABLET ARMS / CUP HOLDER</p>  <p>Laminate Tablet Arm Shown w/ Cup Holder</p> <p>Veneer Tablet Arm Shown w/ Cup Holder</p> <p>Solid Surface Tablet Arm Shown w/ Cup Holder</p>	<p>TA-L</p> <p>TA-V</p> <p>TA-C</p> <p>CH-1</p> <p>CH-2</p>	<p>Overall: 14" Diameter .75"h</p> <hr/> <p>\$440 <i>Tablet Arm With 360° Rotation - High Pressure Laminate. (Specify Laminate / Specify Left Or Right Facing Arm Location)</i></p> <p>\$503 <i>Tablet Arm With 360° Rotation - Sunburst Cherry Veneer. (Specify Finish / Specify Left Or Right Facing Arm Location)</i></p> <p>\$654 <i>Tablet Arm With 360° Rotation - White Solid Surface. (Available In White Only / Specify Left Or Right Facing Arm Location)</i></p> <p>\$105 <i>Black Plastic Cup Holder (Only Available If Used With Tablet Arm)</i></p> <p>\$157 <i>Spun Aluminum Cup Holder (Only Available If Used With Tablet Arm)</i></p> <p>Available: <i>Facelift Evolve Lounge / Tandem Collection</i></p>
<p>FOLD DOWN TABLET ARM</p> 	<p>FDTA-L</p> <p>FDTA-V</p> <p>FDTA-C</p>	<p>Overall: 14" Diameter .75"h</p> <hr/> <p>\$1056 <i>Tablet Arm With 360° Rotation - High Pressure Laminate. (Specify Laminate / Specify Left Or Right Facing Arm Location)</i></p> <p>\$1108 <i>Tablet Arm With 360° Rotation - Sunburst Cherry Veneer. (Specify Finish / Specify Left Or Right Facing Arm Location)</i></p> <p>\$1259 <i>Tablet Arm With 360° Rotation - White Solid Surface. (Available In White Only / Specify Left Or Right Facing Arm Location)</i></p> <p>Available: <i>Facelift Evolve Lounge / Tandem Collection</i></p>

TABLETS / POWER / LEGS / COVERS	OPTION #:	SPECIFICATIONS LIST PRICES AVAILABILITY:
<p>DOUBLE ARTICULATING / SWIVEL TABLET ARM</p>  <p>ATA-L Double Articulating / Swivel Tablet Arm</p>  <p>ATA-L w/ CH-1 Black Plastic Cup Holder</p>	<p>Overall: 14" Diameter .75"h</p> <hr/> <p>ATA-L \$865 <i>Tablet Arm With 360° Rotation - High Pressure Laminate. (Specify Laminate / Specify Left Or Right Facing Arm Location)</i></p> <p>ATA-V \$904 <i>Tablet Arm With 360° Rotation - Sunburst Cherry Veneer. (Specify Finish / Specify Left Or Right Facing Arm Location)</i></p> <p>ATA-C \$1089 <i>Tablet Arm With 360° Rotation - White Solid Surface. (Available In White Only / Specify Left Or Right Facing Arm Location)</i></p> <p>CH-1 \$105 <i>Black Plastic Cup Holder (Only Available If Used With Tablet Arm)</i></p> <p>CH-2 \$134 <i>Spun Aluminum Cup Holder (Only Available If Used With Tablet Arm)</i></p> <p>Available: <i>Facelift Evolve Lounge / Tandem Collection</i></p>	
<p>POWER / DATA MODULE</p> 	<p>Overall: 5.25"w 1.25"d 4.25"h</p> <hr/> <p>PM1 \$836 (1-Power / 1-USB 2 Port Simplex Charger Standard) <i>Vertical / Horizontal Mount Power Module. Price Varies By Socket. Contact Customer Service For Quote. (Additional Colors Available)</i></p> <p>Available: <i>Facelift Evolve Fully Upholstered Lounge</i></p>	
<p>BRUSHED ALUMINUM ROUND LEGS</p> 	<p>Overall: 2" Diameter 5"h</p> <hr/> <p>ARL \$353 (Set Of 4) <i>(Brushed Aluminum Finish)</i></p> <p>Available: <i>Facelift Evolve Lounge & Tandem</i></p>	
<p>CONTRASTING COVERS</p> 	<p>Overall: N/A</p> <hr/> <p>CC \$129 <i>NOTE: If Two Or More Upholsteries Or Leathers Are Used On Any Piece Of Furniture, Then A Contrast Charge Will Apply Per Order. When Using Trinity Upholstery, The Higher Priced Upholstery Grade Will Be Used In Pricing, Unless It's Trinity Leather With Fabric Contrast Welt, Or COM With Trinity Contrast Welt, Then Contact Customer Service For Pricing.</i></p> <p>Available: <i>Facelift Evolve Lounge & Tandem</i></p>	